

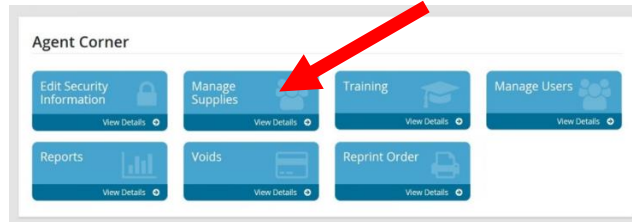
# Ordering Regulations

You can order DNR hunting and fishing regulations right through your Go Wild terminal. Orders are sent via UPS and should arrive within 2 business days. Note: Printer paper and toner are not available to order through your terminal. Agents must purchase those items externally on their own.

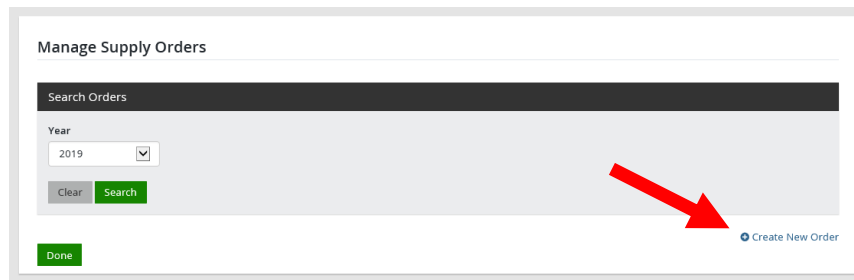
- Log in and get to the Sales Dashboard. Select the [Agent Corner](#) link near the top of the screen.



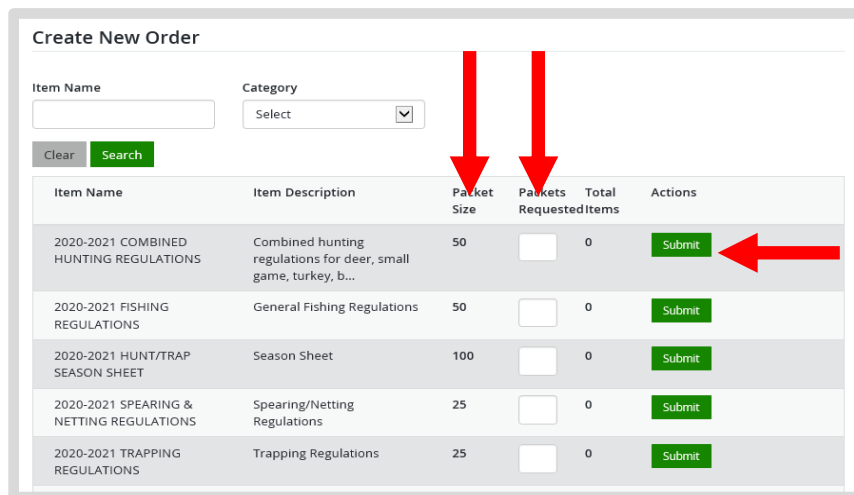
- Choose the [Manage Supplies](#) button.



- It is a good idea to do a search for orders first so you do not duplicate any recent orders. Search by item, status, or date. Or select [Create New Order](#) to enter a new one.



- The next page will show a list of available items for order. Note the [Packet Size](#) for each item. Type in the [number of packets](#) you would like to receive, and touch [Submit](#). Repeat steps for each item.



- You will receive an [order confirmation](#) for each item you submit. Make sure you have hit submit for each item, and touch [Done](#) when finished to return to the Agent Corner main page.

