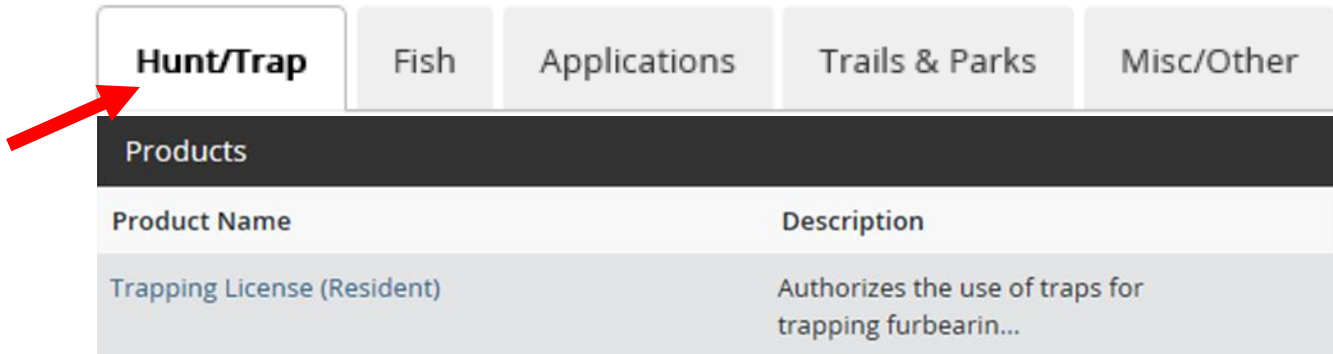


# Trapping License (with Otter tags included)

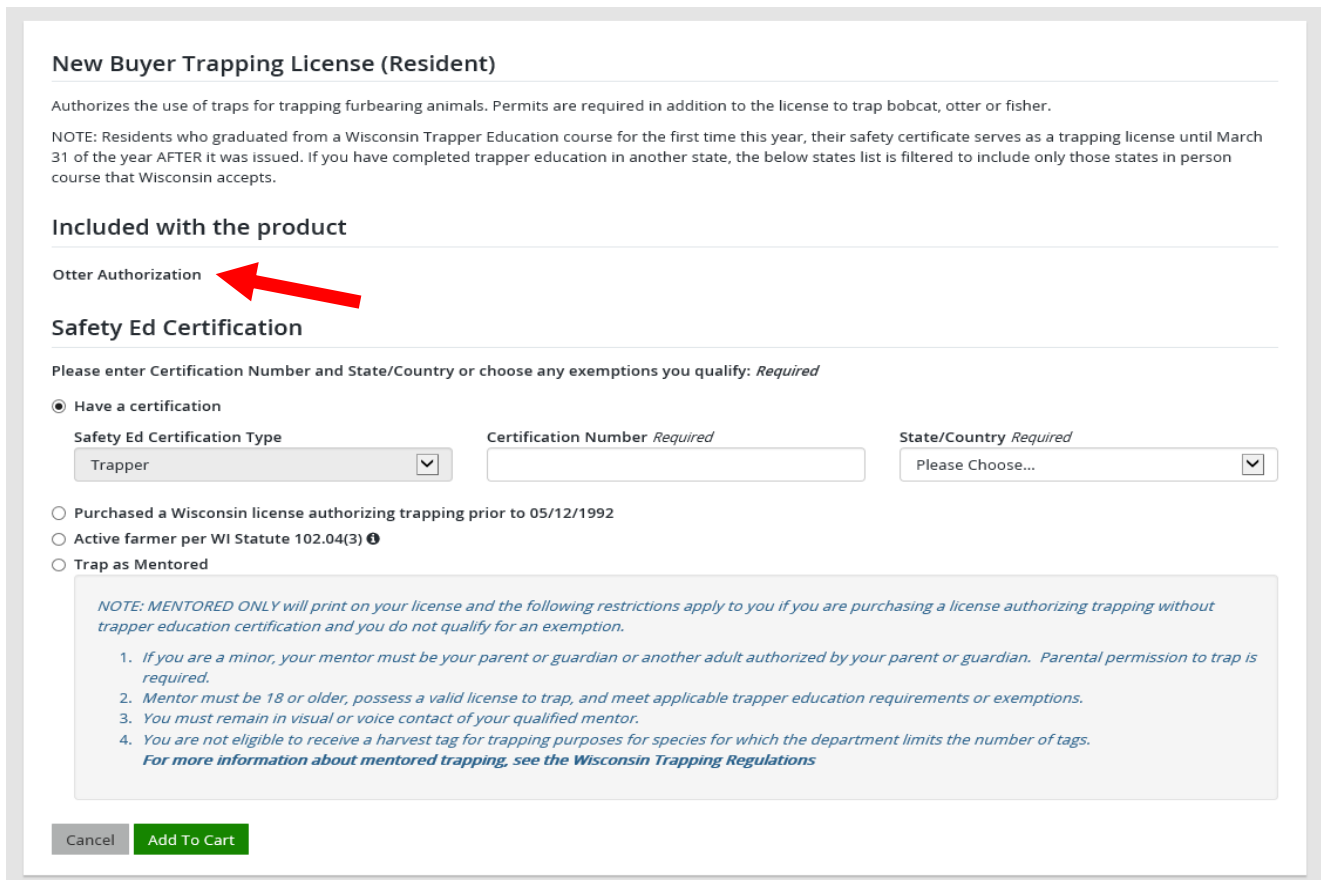
- **Customer Catalog.** Select the **Hunt/Trap** tab. Select the Trapping License from the Product list.



The screenshot shows a navigation bar with five tabs: Hunt/Trap, Fish, Applications, Trails & Parks, and Misc/Other. A red arrow points to the Hunt/Trap tab. Below the tabs is a table with two columns: Product Name and Description. The table contains one row for the product 'Trapping License (Resident)' with the description 'Authorizes the use of traps for trapping furbearin...'

Product Name	Description
Trapping License (Resident)	Authorizes the use of traps for trapping furbearin...

- **License Options.** The trapping license now includes the authorization to trap Otter at no extra cost. No more otter application required. You will also be required to ask for Trapper Safety Education certification. The customer has four options to qualify to purchase. One of the following must be met:
  - The customer has a Trapper certification already and must provide their trapper ed info
  - The customer states they have purchased a Wisconsin trapping license prior to 05/12/1992
  - The customer is an active farmer per WI Statute 102.04(3)
  - The customer may trap with a mentor (restrictions are listed)




The screenshot shows the 'New Buyer Trapping License (Resident)' form. It includes a description of the license, a note about safety certification, and a section for 'Included with the product'. Under 'Included with the product', the 'Otter Authorization' option is selected, indicated by a red arrow. Below this is the 'Safety Ed Certification' section, which has three radio button options: 'Have a certification', 'Purchased a Wisconsin license authorizing trapping prior to 05/12/1992', and 'Trap as Mentored'. The 'Have a certification' option is selected. This option includes three input fields: 'Safety Ed Certification Type' (set to 'Trapper'), 'Certification Number Required' (empty), and 'State/Country Required' (set to 'Please Choose...'). At the bottom, there are 'Cancel' and 'Add To Cart' buttons.

**New Buyer Trapping License (Resident)**

Authorizes the use of traps for trapping furbearing animals. Permits are required in addition to the license to trap bobcat, otter or fisher.

NOTE: Residents who graduated from a Wisconsin Trapper Education course for the first time this year, their safety certificate serves as a trapping license until March 31 of the year AFTER it was issued. If you have completed trapper education in another state, the below states list is filtered to include only those states in person course that Wisconsin accepts.

**Included with the product**

Otter Authorization 

**Safety Ed Certification**

Please enter Certification Number and State/Country or choose any exemptions you qualify: *Required*

Have a certification

Safety Ed Certification Type: Trapper  
Certification Number *Required*:  
State/Country *Required*: Please Choose...

Purchased a Wisconsin license authorizing trapping prior to 05/12/1992

Active farmer per WI Statute 102.04(3)

Trap as Mentored

NOTE: MENTORED ONLY will print on your license and the following restrictions apply to you if you are purchasing a license authorizing trapping without trapper education certification and you do not qualify for an exemption.

1. If you are a minor, your mentor must be your parent or guardian or another adult authorized by your parent or guardian. Parental permission to trap is required.
2. Mentor must be 18 or older, possess a valid license to trap, and meet applicable trapper education requirements or exemptions.
3. You must remain in visual or voice contact of your qualified mentor.
4. You are not eligible to receive a harvest tag for trapping purposes for species for which the department limits the number of tags.

**For more information about mentored trapping, see the Wisconsin Trapping Regulations**

Cancel Add To Cart

- **Shopping Cart.** The shopping cart will show the approval and Subtotal. Note that the trapping license includes separate harvest authorization products for trapping Otter. Select Checkout, confirm payment and have the customer sign.

James Test  
DNR 729-086-322

### Shopping Cart


[Remove all from cart](#)

<p><b>Mentored Trapping License (Resident)</b></p> <p>Valid From 3/1 - 3/31</p> <p style="text-align: right;"><a href="#">✖ Remove</a></p>
<p><b>Otter Authorization</b></p> <p>Tag/Harvest Authorization#: 2009092884</p> <p>Valid From 11/7 - 4/30</p>
<p><b>Otter Authorization</b></p> <p>Tag/Harvest Authorization#: 2009092885</p> <p>Valid From 11/7 - 4/30</p>

Subtotal:


[Keep Shopping](#) [Checkout](#)

- **Printing.** The trapping license and any included otter harvest authorization(s) will print out together.

 Department of Natural Resources  
**Licenses/Approvals**

---

**James Test**  
123 Main Street  
Anytown, WI 55555  
Customer # 729086322  
DOB 2/6/1975  
S: M H: 6' 0" W: 200 H: BRO E: GRN



Mentored Trapping License (Resident)  
Valid 3/1 - 3/31

You ARE NOT eligible to use your Wisconsin Driver's License for display of recreational approvals. Please visit [dnr.wi.gov](http://dnr.wi.gov) for more information on how to get your DL verified for use.

Anglers MUST carry a paper copy of their license/stamps while fishing on the waters of Lake Michigan, Lake Superior, and the WI/MI, WI/MN and WI/IA boundary waters.

For season dates, weapon restrictions, and regulations, view the applicable regulation pamphlet- available online at [GoWild.WI.Gov](http://GoWild.WI.Gov).

 Department of Natural Resources  
**Otter Authorization**

---

Agent # 1310 Issued: 2/12 9:30 AM

**James Test**  
Customer # 729086322  
Year of Birth: 1975  
S: M H: 6' 0" W: 200 H: BRO E: GRN

**Harvest Authorization #**  
**2009092884**

---

Valid only in the following unit(s):

**Statewide**



Otter North Zone Season 11/07 - 04/30  
Otter South Zone Season 11/07 - 03/31

Harvest reporting is required within 24 hours of harvest and is critical for sound wildlife management. Register your harvest at [gamereg.wi.gov](http://gamereg.wi.gov) or call 844-GAME-REG (844-426-3734).

In-person registration is required also and needs to be done within 7 days after the month of harvest. Contact your local Conservation Warden or call 888-936-7463 to schedule the in-person registration.

Rules and regulations are available online at [GoWild.WI.Gov](http://GoWild.WI.Gov).