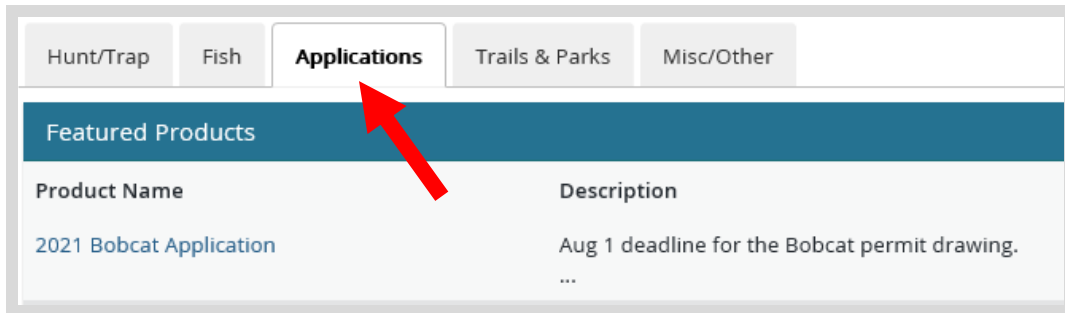


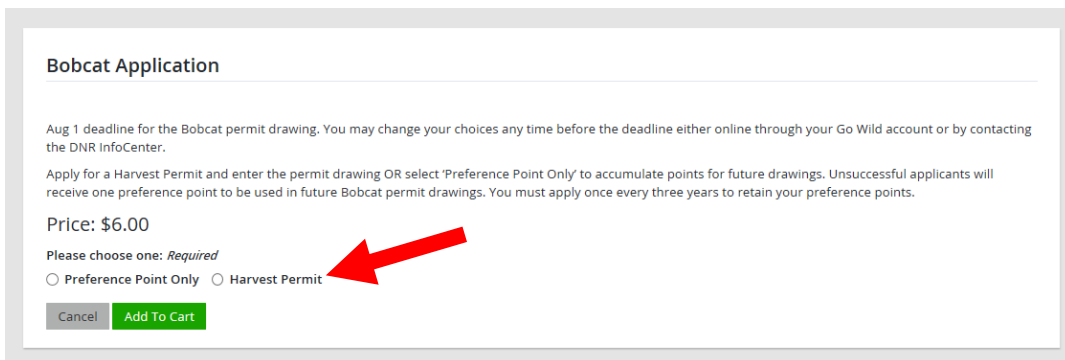
Bobcat Application

There is an application process for hunting bobcat. The deadline for submitting is August 1. Customers will have the option to be entered into a drawing which will determine if they receive a harvest tag. Once the drawing has been completed, they will receive notice in the mail if they were successful in the drawing.

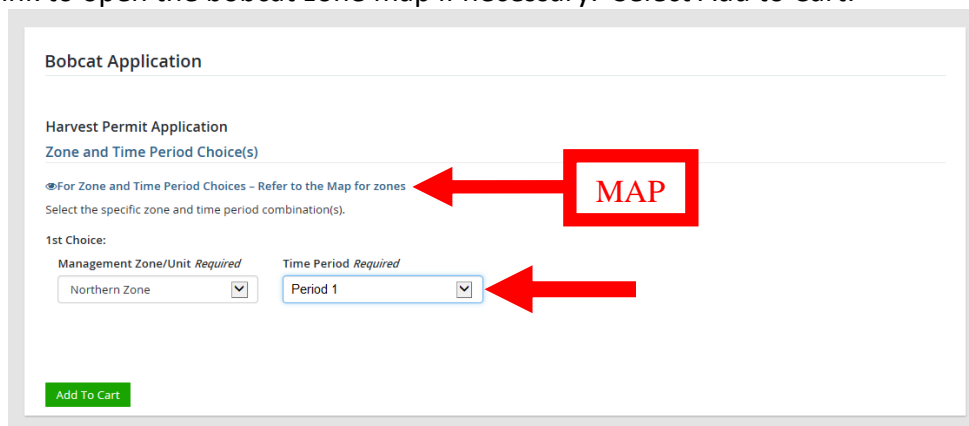
- **Customer Catalog.** Select the **Applications** tab and locate the **Bobcat Application** from the Customer Catalog. You can also find it under the Hunt/Trap button as well. This product will not show on your screen after August 1.



- **Bobcat Application.** The next screen will show the Bobcat application description and price. You must then choose if the customer wishes to apply for a **Preference Point only** or **Harvest Permit**. If they choose preference point only, you will be directed to the shopping cart immediately. If they select Harvest Permit, additional information will be required on the next screen. Select Add to Cart.



- **Application choices.** The next screen will only show if you selected Harvest Permit from the previous screen. Select the **Management Zone/Unit** and **Time Period** the customer wishes to apply for. Use the Map link to open the bobcat zone map if necessary. Select Add to Cart.



- **Shopping Cart.** The shopping cart will list the application choice you entered for the customer. Review with the customer and confirm they are correct. Then select Checkout to proceed. Confirm Payment and have the customer sign.

The screenshot displays a 'Shopping Cart' window. At the top right, there is a link that says 'Remove all from cart'. Below this, a grey box contains the following information: 'Bobcat Application', 'Choice 1:', 'Management Zone/Unit: Northern Zone', 'Time Period: Period 1', and 'Valid From 00/00/0000 - 00/00/0000'. A 'Remove' link is positioned below the application details. At the bottom right of the cart area, the text 'Subtotal:' is visible.

Printing – The system will print a paper receipt showing the customer did submit their application. There is no license document since this is just an application. Ask the customer to review the choices printed on the receipt to make sure they are correct. It is a good idea that they hang on to this receipt as proof of application.